





Spanish



ham


and




peach



tapas




You will need:




Peaches



Basil




Serrano ham



Cocktail sticks



Spanish



ham


and



peach



tapas




Recipe




Slice

the



++

peaches



tear

up

the



basil





Chop

up the

ham

into smaller pieces




++

Put the peaches,



basil


and



ham



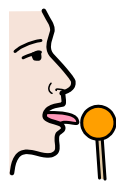

onto

a





cocktail


stick







Can you taste the ingredients? Do you like




them? Can you smell the basil? Can you





help to chop the ingredients?




Do you like what you have made? You



could listen to Spanish music when making your tapas.



Don't forget to send your teacher a photo of what



you have made!