

## WORK FROM HOME PLANNING SHEET


**GROUP: Hawthorn**

**W/C: 11.01.2021**


**Topic: Pop Culture**


**This term we are focusing on popular culture. The children completed worksheets which showed their favourite tv programme, book, film, foods and music. Using these we have focussed each week around their choices. This week we are looking at favourite book/film characters. They can choose their own book/film character to work on this week, or do a variety of characters. Here are some of the class's suggestions; Harry Potter, Finding Nemo, Secret Life of Pets, Lego Movie, Charlie and the Chocolate Factory, Greatest Showman, Star Wars, Toy Story, How to Train a Dragon and Frozen.**

**You don't need to print things out, you can look online and then use paper or just talk about it.**

Lesson	Activities	Resources
<p><b>Monday Art</b></p>	<p><b>Zoom at 10am</b>            Harry Potter            Using Ariel perspective draw Diagon alley.            Draw a dot in the middle of the paper. Draw lines to the outside both left and right side of the paper. Then draw shops along the lines. Keeping the roof and floor on the same lines.  <a href="https://www.youtube.com/watch?v=3vVsiwiQeG4">https://www.youtube.com/watch?v=3vVsiwiQeG4</a>            Think of the type of shops, what they look like/sell. Create a street to buy wizarding wears.</p> <p>Examples below:</p> 	<p>Paint            Or Colours            Pens            Pens            A3 Paper</p>
<p><b>Monday Cooking</b></p>	<p>Sausage rolls.            In the Harry Potter film, Harry visits the "leaky cauldron" where they serve typical English food and snacks such as 'toad in the hole' and 'sausage and mash'.            If you can, have a go at making your own sausage rolls;</p> <ol style="list-style-type: none"> <li>1. Rub flour and butter in a large bowl till breadcrumbs</li> </ol>	<p>100g butter            200g plain flour            100g sausage meat or sausage pack and remove</p>

	<ol style="list-style-type: none"> <li>2. Add 3tbsp of water then mix</li> <li>3. Use hands to form into a ball.</li> <li>4. Wrap in cling film and put in fridge for 30 minutes</li> <li>5. Heat oven to 200 oc</li> <li>6. Put flour on table</li> <li>7. Split pasty into 3 and roll into flat tube shape</li> <li>8. Mix sausage meat and roll into tubes</li> <li>9. Place sausage meat in the middle of the pastry</li> <li>10. Roll pastry around the sausage meat</li> <li>11. Cut into 3 and cut small ridges on top</li> <li>12. Grease baking tray</li> </ol> <p>Place rolls onto baking tray and cook for 25 minutes.</p>	<p>skin or vegetarian alternative (cheese and onion/veggie sausage) 3 tbsp water Cling film</p>
<p><b>Tuesday Phonics</b></p>	<p><b>Zoom at 10am</b> Sing the alphabet song – all children point to letters as you sing. <a href="https://www.youtube.com/watch?v=2Xy2e78qxNg">https://www.youtube.com/watch?v=2Xy2e78qxNg</a> Play the Alien escape game – Phonics Bloom - <a href="https://www.phonicsbloom.com/uk/game/alien-escape?phase=3">https://www.phonicsbloom.com/uk/game/alien-escape?phase=3</a></p> <p><b><u>Phoneme: qu</u></b> Look at the phoneme, say it aloud and write it down 3 times. What words can you think of with the qu phoneme? <b>quiz, quit, quick, liquid, quack</b></p> <p><b>Write them into sentences. Remember to use finger spaces, neat clear handwriting and punctuation. Can you draw a picture to match your sentence?</b></p> <p><b>Can you read these sentences?</b> <b>Can a duck quack? Is a zebra a pet? Can a hen peck? Is a lemon red? Can a fox get wet? Can a web buzz.</b></p>	
<p><b>Tuesday Reading</b></p>	<p><b>Zoom at 1pm</b> <b>Read Chapter 5 of Harry Potter and the Philosopher Stone. Child can read alone or be read to. Try to encourage them to read as much as possible, sound out tricky words or recognise the initial sounds of words.</b> <b>Reading - Harry Potter Chapter 5</b></p> <p><b>Video of the scene from Harry Potter if you want to watch it too:</b> <a href="https://www.youtube.com/watch?v=thzXakMAuAc">https://www.youtube.com/watch?v=thzXakMAuAc</a></p> <p><b>Answer the questions below:</b></p>	

	<p><b>Questions</b></p> <ol style="list-style-type: none"> <li>1. What did Harry think was a dream? _____</li> <li>2. What is Harry going to use to buy things with? _____</li> <li>3. What is the bank called? _____</li> <li>4. What Alley did they visit to buy Harry's items? _____</li> <li>5. Where is the train station? What is the platform called? _____</li> <li>6. How did Ron and Harry get to Platform 9 and ¾? _____</li> <li>7. Who is in the Weasley family? _____</li> <li>8. The four Hogwarts classes are called... _____</li> </ol>	
<p><b>Wednesday Practical Literacy</b></p>	<p><b>Zoom at 10am</b>  <a href="https://www.youtube.com/watch?v=thzXakMAuAc">https://www.youtube.com/watch?v=thzXakMAuAc</a>          Watch the Diagon Alley scene where Harry buys his school supplies.          Make a wand and/or a cloak with items that you have at home.</p> <p>You could go in the garden and find a stick or use toilet rolls to make a wand. Can you decorate it?          Do you have a blanket that could be a cloak?</p> 	<p>Paper          Junk modelling          Anything at home.</p>
<p><b>Wednesday Numeracy</b></p>	<p><b>Zoom at 1pm</b>  <b>Practice reading time words and what they show.</b>  <b>Look at different clocks.</b>  <b>Can we think about what time we do this at home and school?</b></p>	

	<p><b>Bed time? School bus?</b>  <a href="https://www.topmarks.co.uk/time/teaching-clock">https://www.topmarks.co.uk/time/teaching-clock</a> - clock game.</p> <p><b>Make a clock – Clock template provided.</b>  <b>Use the Numeracy 1 sheet provided to draw times on a clock (hour and half past).</b></p>	
<p><b>Thursday Writing</b></p>	<p><b>Zoom at 10am</b>  Create a story board/Comic strip for a scene from Harry Potter.  Watch the Diagon Alley scene again. Can you draw it into a story board?  Use onomatopoeia – wow, zoom (broom).  How was Harry feeling? What did it look like?</p> <p><small>3 characters walk in a park and talk (maybe a happy scene) Abby Nguyen 14th</small></p>  <p><b>Encourage children to work as independently as possible. For some children it might be useful to come up with the sentences together. You could write the sentences down, cut them into separate words and then the child can reorder them.</b></p>	
<p><b>Thursday Numeracy</b></p>	<p><b>Zoom at 1pm</b>  Practice reading time words and what they show.  Look at different clocks.  Can we think about what time we do this at home and school?  Bed time? School bus?  <a href="https://www.topmarks.co.uk/time/teaching-clock">https://www.topmarks.co.uk/time/teaching-clock</a> - clock game.</p> <p><b>Use the Numeracy 2 sheet provided to answer questions on time (quarter past/quarter to).</b>  <b>Numeracy 3 – Find the Time.</b></p>	
<p><b>Friday Yoga</b></p>	<p><b>Harry Potter Yoga</b>  You can access using this link or search on YouTube for “Cosmic Yoga Harry Potter”  <a href="https://www.youtube.com/watch?v=R-BS87NTV5I&amp;list=PL8snGkhBF7ngiFwW6-b9aV5eCgY0FAAB4&amp;index=6">https://www.youtube.com/watch?v=R-BS87NTV5I&amp;list=PL8snGkhBF7ngiFwW6-b9aV5eCgY0FAAB4&amp;index=6</a>  <b>Zoom at 11am for chat.</b></p>	

<b>Friday</b> <b>Life Skills</b>	<b>Role play Shopping.</b>  Set up a shop environment. Label the toys with prices. <b>Take it in turns with your parents/carers/siblings to be the shopkeeper and customer.</b>	