




## WORK FROM HOME PLANNING SHEET

GROUP: Hawthorn	W/C: 04.01.2021	Topic: Pop Culture
<p><b>This term we are focusing on popular culture. The children completed worksheets which showed their favourite tv programme, book, film, foods and music. Using these we have focussed each week around their choices. This week we are looking at favourite book/film characters. They can choose their own book/film character to work on this week, or do a variety of characters. Here are some of the class's suggestions; Harry Potter, Finding Nemo, Secret Life of Pets, Lego Movie, Charlie and the Chocolate Factory, Greatest Showman, Star Wars, Toy Story, How to Train a Dragon and Frozen.</b></p>		
Lesson	Activities	Resources
<b>Monday Art</b>	<p>Choose one of your favourite characters from a film or book, Create a piece of Graffiti art to represent your character in graffiti style. You could choose a character or create art using their name. Examples below:</p> 	<p>Paint Or Colours Pens Pens A3 Paper</p>
<b>Monday Cooking</b>	<p>Bread Making See if you can shape the bread into the initial of our favourite character or the character themselves. I would love to see photos!</p> <ol style="list-style-type: none"> <li>1. Add flour, salt and butter to a bowl.</li> <li>2. Mix together and add yeast</li> <li>3. Add water and stir with a spoon</li> <li>4. Flour surface to knead dough on.</li> </ol>	<p>1 sachet of yeast  450ml water  1 tbsp butter  750g plain flour  2 tsp salt</p>

	<p>5. Cover dough and leave for 30 minutes</p> <p>6. Preheat oven to 230oc and grease bread tin.</p> <p>7. Put dough into tin and cook for 30-35 minutes</p>	
<p><b>Tuesday Phonics</b></p>	<p>Sing the alphabet song – all children point to letters as you sing.  <a href="https://www.youtube.com/watch?v=2Xy2e78qxNg">https://www.youtube.com/watch?v=2Xy2e78qxNg</a></p> <p>Play the Alien escape game – Phonics Bloom - <a href="https://www.phonicsbloom.com/uk/game/alien-escape?phase=3">https://www.phonicsbloom.com/uk/game/alien-escape?phase=3</a></p> <p>Practise high frequency words  Read them aloud, place them into a sentence. Can you make a story using the different high frequency words?  Words: he, she, and, the, no, go  Draw a picture to match your sentences.</p> <p>For example:  We went to the farm. <b>She</b> was holding two piglets <b>and he</b> was holding a lamb. My sister did not want to <b>go</b> home afterwards. <b>The</b> chick was very small <b>and</b> cute.</p> 	
<p><b>Tuesday Reading</b></p>	<p><b>Read Chapter 1 of Harry Potter and the Philosopher Stone. Child can read alone or be read to. Try to encourage them to read as much as possible, sound out tricky words or recognise the initial sounds of words.</b></p> <p><b>Answer the questions below:</b></p>	

	<b>Questions</b> <ol style="list-style-type: none"> <li>1. Where do the Dursley's Live?</li> <li>2. Describe Mrs Dursley.</li> <li>3. Who were Harry Potter's parents?</li> <li>4. What was the 'tall, thin, and very old' wearing?</li> <li>5. Who had 'tragically died'?</li> <li>6. What was in Hagrid's 'special parcel'?</li> <li>7. Why did McGonagall 'blink furiously'?</li> <li>8. What did the letter read?</li> </ol>	
<b>Wednesday</b> <b>Practical Literacy</b>	<p><b>Choose your favourite character from a film or book that you like.</b></p> <p><b>Make a finger puppet of your favourite character.</b></p> <p><b>You could make it out of paper, junk modelling using any recycling you have or fabric, whatever you have readily available at home.</b></p> <p><b>If you choose to make it out of fabric/felt you could sew it together. We have practiced sewing at school previously.</b></p> <p><b>Think about the colours that the character is and the size/shape of them.</b></p> 	Paper Junk modelling Anything at home.
<b>Wednesday</b> <b>Numeracy</b>	<p><b>To be able to order the days of the week, months of the year and days in a month.</b></p> <p>Use the symbols provided, or make your own, you can even just write them out and cut them up. Children to order independently, reading the words as they order them.</p> <p>You could match events that happen in each month to the words. When is everyone's birthday? You could use the symbols to make your own calendar.</p>	
<b>Thursday</b> <b>Writing</b>	<p><b>Write a character description about the character you have made.</b></p> <p><b>Describe how you made it and why you chose different colours/styles/textures.</b></p> <p><b>Try to use adjectives in your description. Some have been highlighted below in the example.</b></p> <p>For example:          The big bad wolf has <b>brown</b> fur, <b>sharp, white</b> teeth, <b>black</b> eyes and <b>vicious</b> claws. His <b>big, pointed</b> ears allow him to hear the pigs when they are far away.</p>	

	<p>The three little pigs and <b>short and round</b>. They have <b>big, wet</b> noses and a <b>curly, pink</b> tail.</p> <p>I made the three little pigs and the big bad wolf. I used paper to make my finger puppets. I cut circles out of paper and coloured them in pink to make the pigs. I made sure that the wolf had long pointy ears so that he could hear the pigs better.</p> <p><b>Encourage children to work as independently as possible. For some children it might be useful to come up with the sentences together. You could write the sentences down, cut them into separate words and then the child can reorder them.</b></p>	
<b>Thursday</b> <b>Numeracy</b>	<p><b>Sequence what you do in your day.</b></p> <p>You can use the symbols provided or just write down your daily routine. Maybe you do things on different days? You could attend a sports club? You could even write a journal for what you have done this week? Make sure it is in the right order.</p> <p>For example:  Wake up – have a shower – brush teeth – get dressed – eat breakfast – go in the car to school – spend the day at school – go in the car home – have dinner – watch TV – go to bed.</p>	
<b>Friday</b> <b>Yoga</b>	<p><b>Trolls Yoga</b></p> <p>You can access using this link or search on YouTube for “Cosmic Yoga Trolls”  <a href="https://www.youtube.com/watch?v=U9Q6FKF12Qs&amp;list=PL8snGkhBF7ngiFwW6-b9aV5eCgY0FAAB4">https://www.youtube.com/watch?v=U9Q6FKF12Qs&amp;list=PL8snGkhBF7ngiFwW6-b9aV5eCgY0FAAB4</a></p>	
<b>Friday</b> <b>Life Skills</b>	<p><b>How to stay healthy?</b></p> <p>How do we look after ourselves? What do we need to do to stay healthy?  Create posters for teeth brushing/washing/healthy eating.</p> 