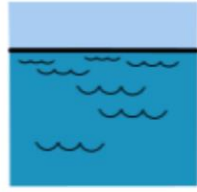




The

Blue



Abyss:



Sensory




Story



Joe White

Here is the sound track to accompany story - alternatively click on links on each page but they may contain adverts

https://www.youtube.com/watch?time_continue=144&v=9rXgKK3s1wE&feature=emb_logo



This is a beach with water and sand.
Can you feel the grains rough in your hand?

Put some play sand or grains in a wide tray so pupils can easily feel the sand you could hide some shells in the sand



This shell was washed up, hold it up to your ear.


The wind or the sea, what can you hear?

Have shells for the pupils so they can listen to the sounds they make and feel the textures.



There in the distance, a sea creatures' tail!
Can you feel the bumpy skin of the whale?


Find some interesting material – bubble wrap, polystyrene or maybe a toy whale.



Wade into the sea something wet, slimy, and cold.

Can you feel the seaweed that's slippery to hold?

Explore cooked lasagne sheets, spinach etc in a bucket or bowl and encourage pupils to hunt around and catch them.



The water is clear and the water is bright.

Can you catch the bubbles shining in the light?


Blow bubbles using a bubble wand or bubble machine or watch Mrs Skillington bubble video and make your own.



Deep down in the sea an Octopus swims.
Watch as it curls and stretches 8 rubbery limbs.

Use strips of wet carrier bags in your bucket or dangle your strips or octopus shapes. You could even hang them from an umbrella.





Now the sun is going down, soon it will be dark.

Listen to the seagulls and watch out for the.....

SHARK!

Listen to the seagull noises and have a shark puppet or simply a sock or your hand to “nibble” the pupil with the puppet.