


Halves and Quarters

Fractions

RECAP

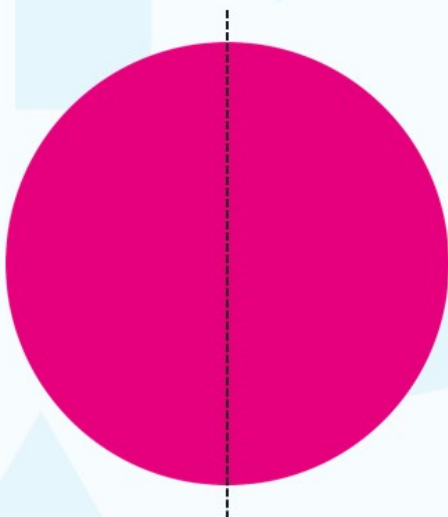
One whole




One whole



2 halves make a whole




2 halves make a whole




OR

2 halves make a whole




2 halves make a whole



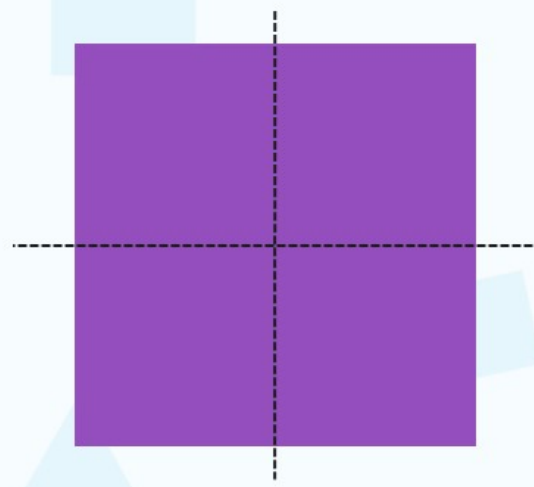
OR

When we think about **quarters** we need to split a shape/object into **4** equal pieces. We can start with the two pieces we have made from the half and then split them again equally.

4 quarters make a whole



4 quarters make a whole



Your turn, using these shapes, cut them into quarters. Make sure each part is the same size.

You could even try find things around the house that you can separate into quarters (chocolate bars and cakes are best for this, or splitting a bag of sweets into 4 equal groups. Remember to take photos.

